

Newsletter November 2024



Transilvania
Investments



News

➤ Transilvania Investments released on November 15, 2024 its **Quarterly Report as at 30 September 2024**. The Company reported a RON 68.42 million gross profit, accounting for 85% of the profit forecast for the entire year 2024. The total assets was worth RON 1,999.63 million, up by 10% compared to the beginning of the year. The Company closed the first three quarters of 2024 with a 22.47% increase in the value of the financial instruments portfolio compared to its value at 30.09.2023, respectively a 10.15% increase compared to the value at 31.12.2023.

More information is available here: <https://transilvaniainvestments.ro/wp-content/uploads/2024/11/Raport-T3-2024-Transilvania-Investments-EN.pdf>

➤ Transilvania Investments organized on November 21, 2024 an **investor and analyst conference call** for presenting the Company's **Q3 2024 financial results** and relevant information regarding the activity carried out in the first nine months of 2024. The information presented to investors and the conference call transcript are available on the Company's website, www.transilvaniainvestments.ro, **Investor Presentations** section.

➤ The Company published on November 18, 2024, on a voluntary and anticipated basis, its first **Sustainability Report**, for 2023, prepared in accordance with the European Sustainability Reporting Standards (ESRS) and the new European Corporate Sustainability Reporting Directive (CSRD). The anticipated integration of the requirements of the new CSRD directive and the ESRS standards reinforces Transilvania Investments' commitment to a transparent and accountable reporting, highlighting the Company's efforts to incorporate sustainability at the heart of corporate strategy and communication.

The Sustainability Report may be consulted here: <https://transilvaniainvestments.ro/wp-content/uploads/2024/11/Raport-de-Sustenabilitate-Transilvania-Investments-2023-EN.pdf>



**Transilvania
Investments**

News

- Transilvania Investments participated in the first edition of the **Investment in Hospitality Properties Conference** which had as its theme **"Increasing profitability in Romania and the CEE Region"**, organized by winsed.swiss and which took place at the Crowne Plaza Hotel Bucharest, between November 27-28.



- Involvement in the community is one of the objectives that Transilvania Investments continues to implement. The Company was among the sponsors of the project **"Small Boots for Big Souls"**, dedicated to the children from Casa Bună Sânpetru, during the charitable event **Cercul de Donatori**, organized by the Brașov Community Foundation, on November 20, 2024.



Transilvania Investments

Key Indicators

	November 2024 (RON)	November 2024 (EUR)
Market capitalization	808,753,980	162,495,023
Total Assets	1,930,240,852	387,824,406
Net Asset Value	1,828,548,996	367,392,457
NAV per share*	0.8601	0.1728
Price / share	0.3740	0.0751
Discount	57%	

Average share price** (RON)	0.3400
Max.** (RON)	0.3820
Min.** (RON)	0.2750
Standard deviation** (RON)	0.0279
Share price as at 29.11.2024 (RON)	0.3740
Total number of issued shares	2,162,443,797

** November 2023 – November 2024, closing prices, REGS market

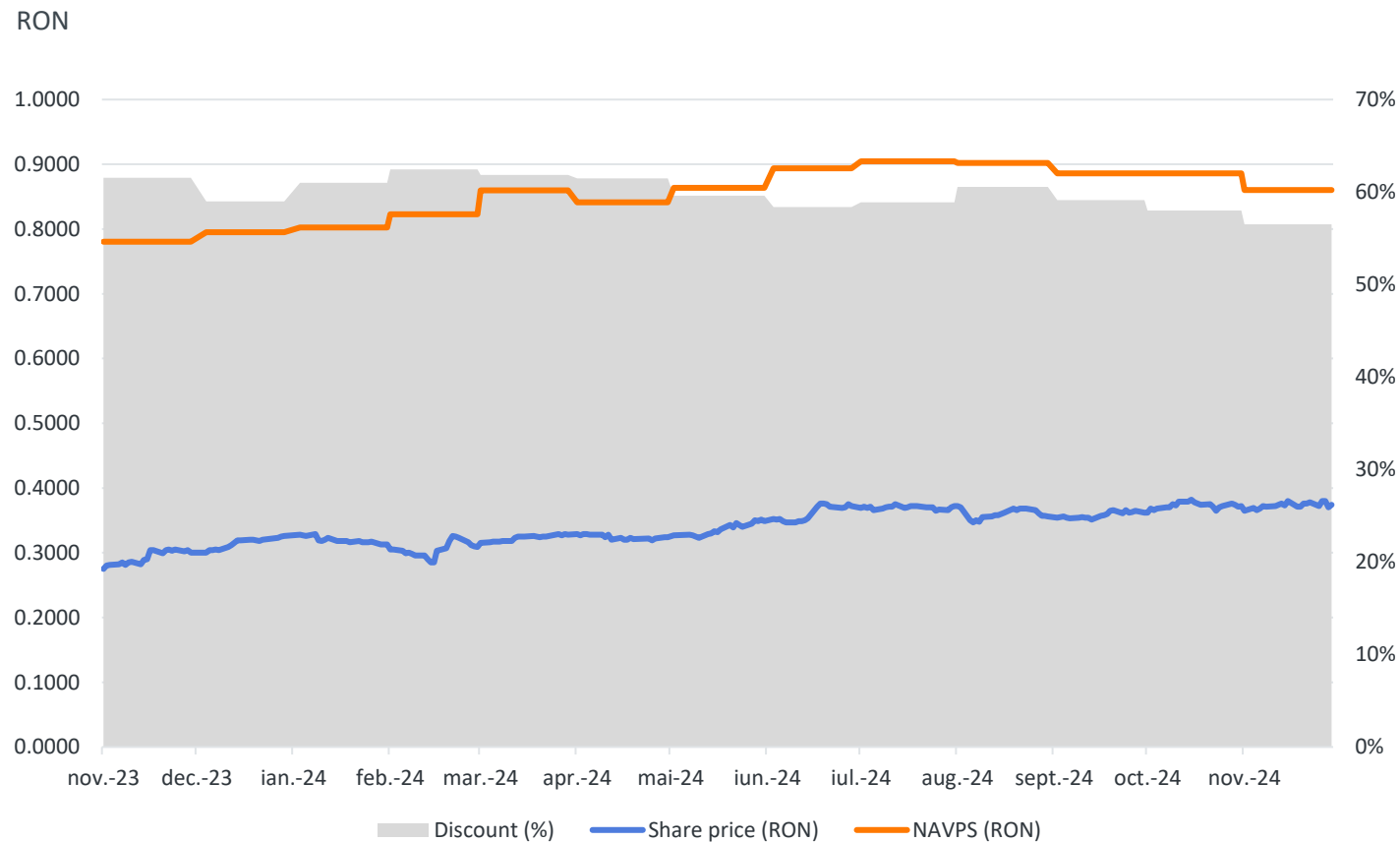
* The number of shares considered in the NAVPS calculation (2,125,877,818) represents the difference between the total number of issued shares and the shares acquired under the buy-back programs approved by the EGMS dated 24.04.2023 and 22.04.2024 and held by the Company at 30.11.2024.

The **VaR indicator** (20 days, 1 year/3 years historical method, 99% confidence level, the maximal value by reference to the two iterations) as at 30.11.2024 for the portfolio of shares listed on a regulated market is 9.15%, complying with the internally-set limit corresponding to a medium risk appetite (max. 25%).



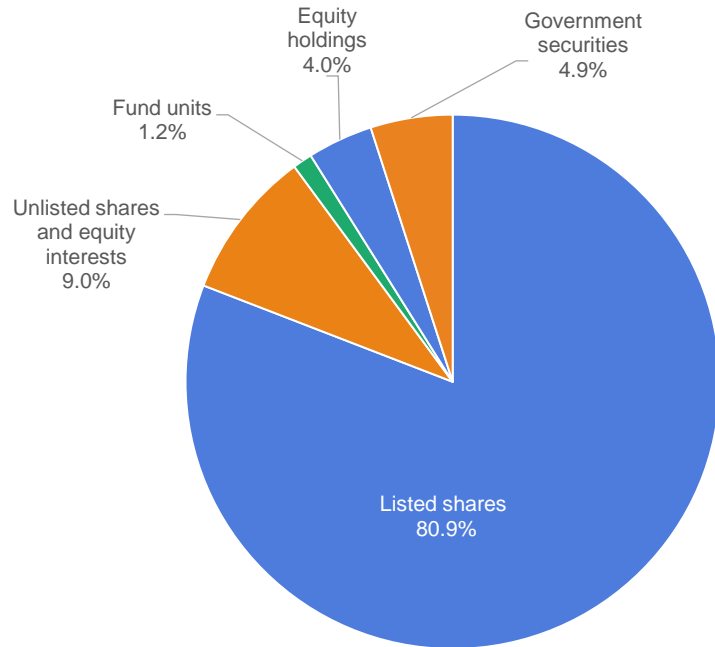
**Transilvania
Investments**

TRANSI Shares – Price, NAV/Share and Discount



Transilvania
Investments

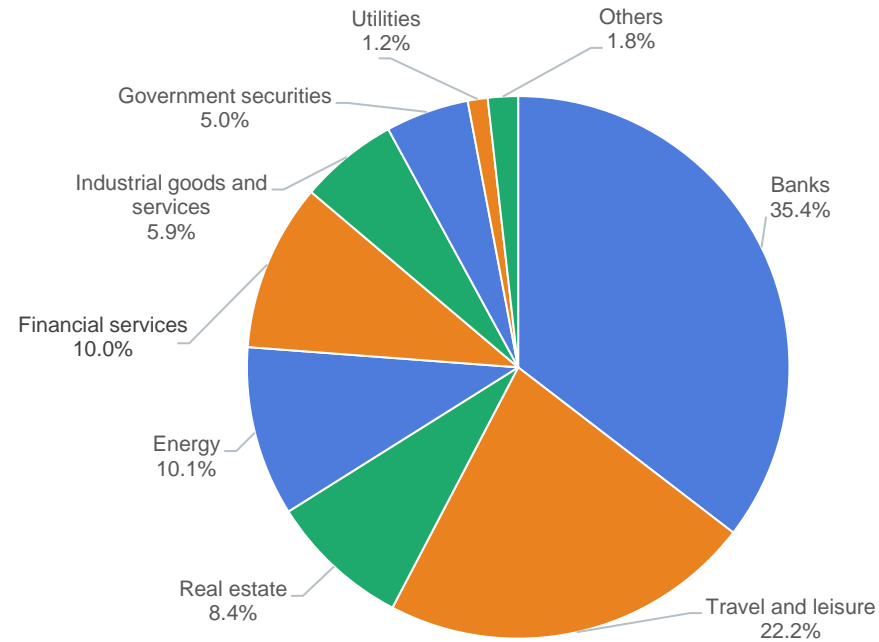
Portfolio structure by financial instruments at 30.11.2024



*) including AIF listed shares

Financial instrument portfolio value: **RON 1,878,508,603**

Portfolio structure by sectors at 30.11.2024



Percentages in the graphs represent the weight of the respective category in the value of the financial instrument portfolio.



**Transilvania
Investments**

Disclaimer: Transilvania Investments' Strategy and Investment Policy Statement complies with the prudential principles provided for by Law no. 243/2019 on the regulation of alternative investment funds. The above information regarding the portfolio is calculated based on NAV (Net Asset Value). The price of shares and the income generated by the investment in shares may fluctuate and there is the possibility of not recovering the invested amount. Company's past performance is no guarantee of future performance. Transilvania Investments provides quarterly, half yearly and annual reports, and publishes them on its website at [www.transilvaniainvestments.ro/Investor Relations](http://www.transilvaniainvestments.ro/Investor%20Relations) section. This material is a short summary destined to existing shareholders and will not form the basis for making investment decisions.

Top 5 portfolio companies on the regulated market at 30.11.2024

No.	Company	% of Net Asset Value
1	Banca Transilvania, Cluj-Napoca	22.5%
2	BRD – Groupe Société Générale, București	12.5%
3	OMV Petrom, București	8.6%
4	Turism Felix, Băile Felix	8.4%
5	Turism, Hoteluri, Restaurante Marea Neagră, Mangalia	5.3%
	Total	57.3%



**Transilvania
Investments**

About Transilvania Investments

Transilvania Investments Alliance is an Alternative Investment Fund Manager (A.I.F.M.) and a Retail Investor Alternative Investment Fund (R.I.A.I.F.), of closed-end type, diversified, set up as an investment company, self-managed, authorized by the F.S.A.

The Fund Rules, the Simplified Prospectus and the Key Information Document are available on the Company's website www.transilvaniainvestments.ro, section *Corporate Governance*.

The fund's **investment objective** consists in the maximization of the aggregate returns achieved by the current and potential shareholders through the investments made by the Company in compliance with the legislation and the Company's own regulations in force. At the same time, Transilvania Investments seeks the increase of the net asset value per share through an active and prudent management of the assets from the business lines (trading, travel and leisure, real estate and private equity).

The Company manages an **investment portfolio** which has a main exposure on the Romanian capital market, mainly on listed shares of companies from Banks, Travel and Leisure, Real-Estate and Energy sectors. The Company also invests in units issued by UCITS, units/shares of alternative investment funds, in non-listed securities and money market instruments.

Transilvania Investments Alliance is managed in a two-tier management system by an Executive Board which carries out its activity under the control of the Supervisory Board.

The shares issued by the Company are traded on the Bucharest Stock Exchange (B.S.E. symbol: **TRANSI**; ISIN: ROSIFCACNOR8; Bloomberg: TRANSI:RO; Reuters: ROTRANSI.BX), Main segment, Premium category and they are included in BET-FI, BET-XT, BET-XT-TR and BET-BK indices.

The **shareholding structure** as at 30.11.2024 (total issued shares 2,162,443,797, total number of voting rights 2,125,877,818*)

Shareholders	No. of shares held	Weight in share capital (%)
Resident natural persons	1,095,748,874	50.67%
Non-resident natural persons	12,788,520	0.59%
Resident legal entities	1,039,383,054	48.07%
Non-resident legal entities	14,523,349	0.67%
TOTAL	2,162,443,797	100.00%

*Difference between the total number of issued shares and the own shares held by the Company at 30.11.2024



**Transilvania
Investments**



CONTACT

Transilvania Investments Alliance S.A.
Nicolae Iorga Street no. 2, 500057, Braşov, Romania
Ana Tower, 1A Poligrafiei Blvd, 1st Floor, Zone B, Bucharest, Romania

Phone: +4 0268 415529; +4 0268 401141
Email: investitori@transilvaniainvestments.ro; actionari@transilvaniainvestments.ro
web: www.transilvaniainvestments.ro

