

# Newsletter August 2024



Transilvania  
Investments



# News



The image is a promotional graphic for Transilvania Investments' 2024 Investor Day. It features a blue background with a stylized white logo of a bird or eagle with spread wings. Below the logo, the text 'Transilvania Investments' is written in white. The main headline 'Ziua Investitorului 2024' is in large, bold white letters, followed by the date and location '25 SEPTEMBRIE, BUCUREȘTI'. At the bottom, the slogan 'Ducem Transilvania Investments la un nou nivel!' is displayed in white. The background also includes faint financial charts and data points.

Transilvania Investments

## Ziua Investitorului 2024

25 SEPTEMBRIE, BUCUREȘTI

Ducem Transilvania Investments  
la un nou nivel!

- Transilvania Investments organized on August 21, 2024 an **investor and analyst conference call** for presenting the Company's **H1 2024 financial results** and relevant information regarding the activity carried out in the first half of 2024. The information presented to investors and the conference call transcript are available on the Company's website, [www.transilvaniainvestments.ro](http://www.transilvaniainvestments.ro), **Investor Presentations** section.
- Transilvania Investments will organize **the third edition of the Investor Day**, a perfect opportunity for investors, analysts and the entire financial community to discuss with our management team the achievements and future plans of the investment fund.

**Date:** 25 September 2024, 2:00 p.m.

**Venue:** Hotel Epoque, Bucharest

Participation in the event is based on prior registration, using the form available in this [link](#).

More information about the event agenda is available on the Company's website [www.transilvaniainvestments.ro](http://www.transilvaniainvestments.ro).



# Transilvania Investments

# Key Indicators

	August 2024 (RON)	August 2024 (EUR)
Market capitalization	769,829,992	154,680,623
Total Assets	2,039,760,097	409,845,506
Net Asset Value	1,929,870,487	387,765,574
NAV per share*	0.9022	0.1813
Price / share	0.3560	0.0715
Discount	61%	

Average share price** (RON)	0.3192
Max.** (RON)	0.3760
Min.** (RON)	0.2750
Standard deviation** (RON)	0.0310
Share price as at 30.08.2024(RON)	0.3560
Total number of issued shares	2,162,443,797

\*\* August 2023– August 2024, closing prices, REGS market

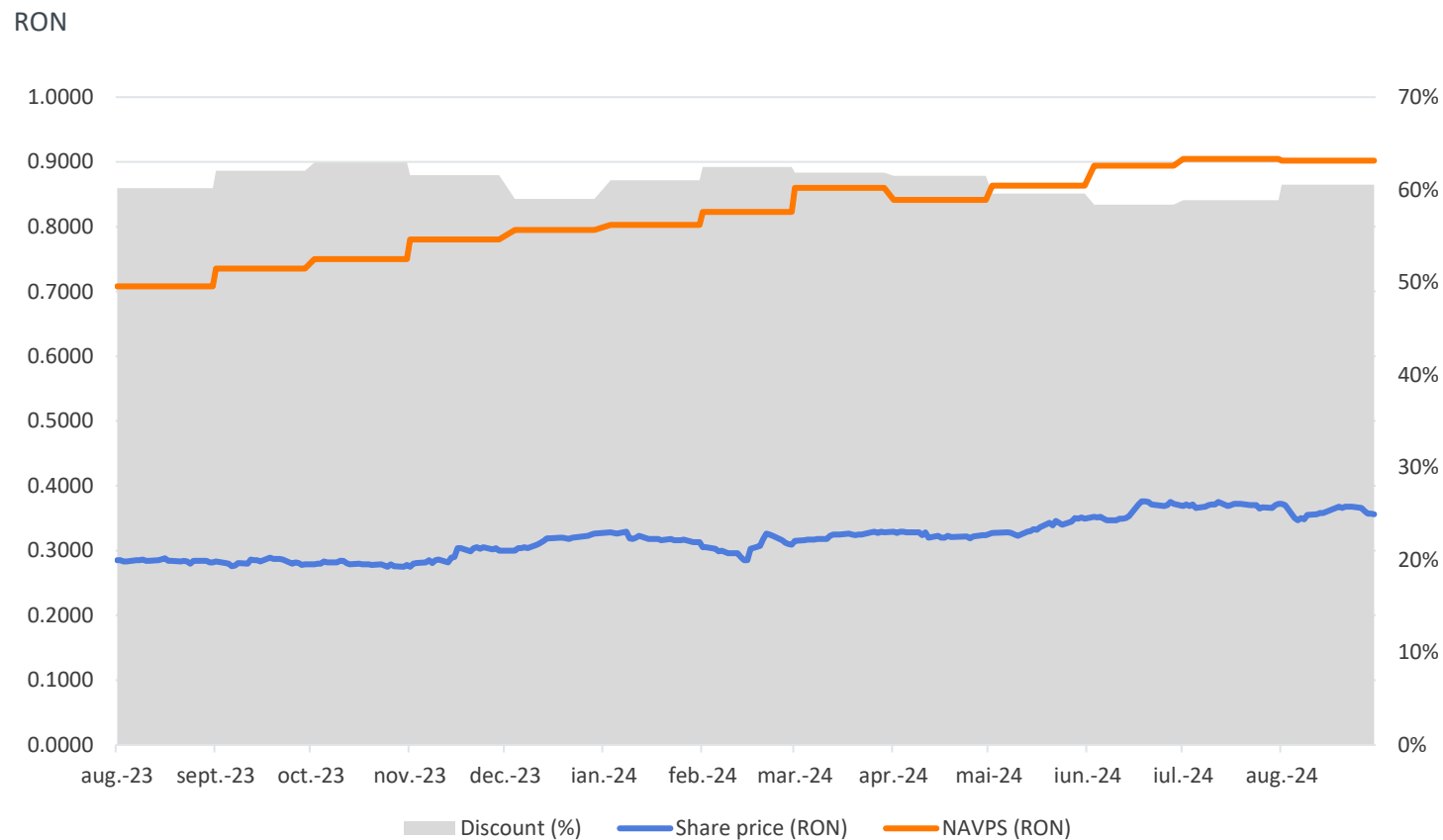
\* The number of shares considered in the NAVPS calculation (2,139,116,051) represents the difference between the total number of issued shares and the shares acquired under the buy-back programs approved by the EGMS dated 24.04.2023 and 22.04.2024 and held by the Company at 31.08.2024.

The **VaR indicator** (20 days, 1 year/3 years historical method, 99% confidence level, the maximal value by reference to the two iterations) as at 31.08.2024 for the portfolio of shares listed on a regulated market is 9.71%, complying with the internally-set limit corresponding to a medium risk appetite (max. 25%).



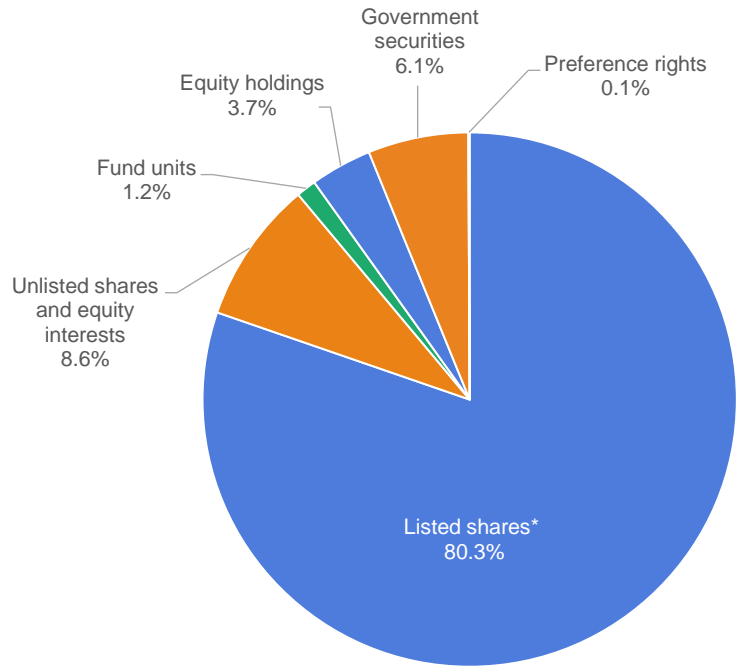
**Transilvania  
Investments**

# TRANSI Shares – Price, NAV/Share and Discount

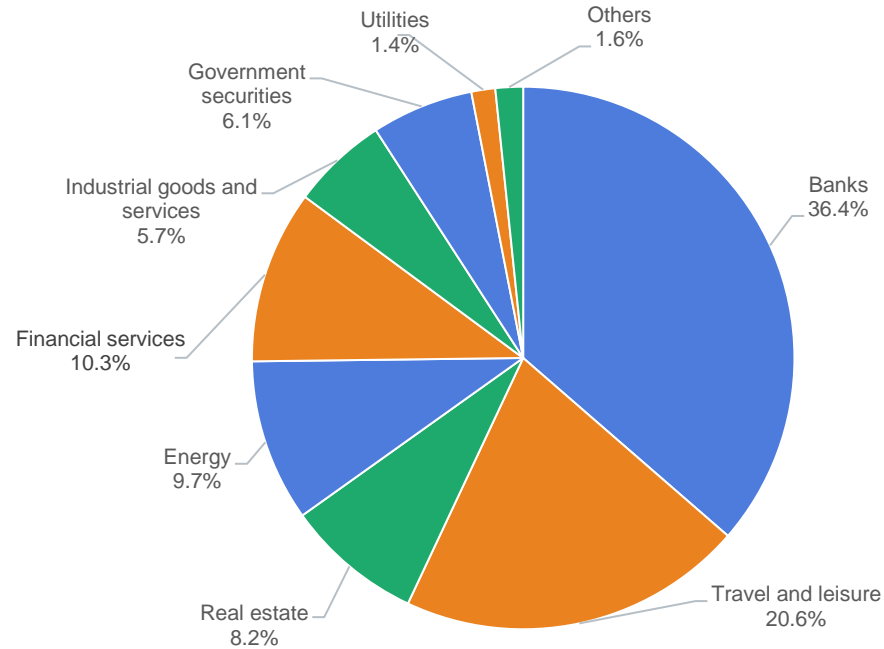


Transilvania  
Investments

## Portfolio structure by financial instruments at 31.08.2024



## Portfolio structure by sectors at 31.08.2024



Financial instrument portfolio value: **RON 1,961,500,515**

\*) including AIF listed shares

Percentages in the graphs represent the weight of the respective category in the value of the financial instrument portfolio.

Disclaimer: Transilvania Investments' Strategy and Investment Policy Statement complies with the prudential principles provided for by Law no. 243/2019 on the regulation of alternative investment funds. The above information regarding the portfolio is calculated based on NAV (Net Asset Value). The price of shares and the income generated by the investment in shares may fluctuate and there is the possibility of not recovering the invested amount. Company's past performance is no guarantee of future performance. Transilvania Investments provides quarterly, half yearly and annual reports, and publishes them on its website at [www.transilvaniainvestments.ro/Investor Relations](http://www.transilvaniainvestments.ro/Investor%20Relations) section. This material is a brief summary destined to existing shareholders and will not form the basis for making investment decisions.



**Transilvania  
Investments**

## Top 5 portfolio companies on the regulated market at 31.08.2024

No.	Company	% of Net Asset Value
1	Banca Transilvania, Cluj-Napoca	21.5%
2	BRD – Groupe Société Générale, București	14.0%
3	OMV Petrom, București	8.2%
4	Turism Felix, Băile Felix	7.0%
5	Turism, Hoteluri, Restaurante Marea Neagră, Mangalia	5.2%
	<b>Total</b>	<b>55.9%</b>



**Transilvania  
Investments**



# About Transilvania Investments

**Transilvania Investments Alliance** is an Alternative Investment Fund Manager (A.I.F.M.) and a Retail Investor Alternative Investment Fund (R.I.A.I.F.), of closed-end type, diversified, set up as an investment company, self-managed, authorized by the F.S.A.

The Fund Rules, the Simplified Prospectus and the Key Information Document are available on the Company's website [www.transilvaniainvestments.ro](http://www.transilvaniainvestments.ro), section *Corporate Governance*.

The fund's **investment objective** consists in the maximization of the aggregate returns achieved by the current and potential shareholders through the investments made by the Company in compliance with the legislation and the Company's own regulations in force. At the same time, Transilvania Investments seeks the increase of the net asset value per share through an active and prudent management of the assets from the business lines (trading, travel and leisure, real estate and private equity).

The Company manages an **investment portfolio** which has a main exposure on the Romanian capital market, mainly on listed shares of companies from Banks, Travel and Leisure, Real-Estate and Energy sectors. The Company also invests in units issued by UCITS, units/shares of alternative investment funds, in non-listed securities and money market instruments.

**Transilvania Investments Alliance** is managed, in a two-tier management system, by an Executive Board which carries out its activity under the control of the Supervisory Board.

The shares issued by the Company are traded on the Bucharest Stock Exchange (B.S.E. symbol: **TRANSI**; ISIN: ROSIFCACNOR8; Bloomberg: TRANSI RO; Reuters: TRANSI.BX), Main segment, Premium category and they are included in BET-FI, BET-XT, BET-XT-TR and BET-BK indices.

The **shareholding structure** as at 31.08.2024 (total issued shares 2,162,443,797, total number of voting rights 2,139,116,051\*)

Shareholders	No. of shares held	Weight in share capital (%)
Resident natural persons	1,101,788,068	50.95%
Non-resident natural persons	12,966,377	0.60%
Resident legal entities	1,031,169,077	47.69%
Non-resident legal entities	16,520,275	0.76%
<b>TOTAL</b>	<b>2,162,443,797</b>	<b>100.00%</b>

\*Difference between the total number of issued shares and the own shares held by the Company at 31.08.2024



**Transilvania  
Investments**





## CONTACT

Transilvania Investments Alliance S.A.  
Nicolae Iorga Street no. 2, 500057, Braşov, Romania  
Ana Tower, 1A Poligrafiei Blvd, 1st Floor, Zone B, Bucharest, Romania

Phone: +4 0268 415529; +4 0268 401141  
Email: [investitori@transilvaniainvestments.ro](mailto:investitori@transilvaniainvestments.ro); [actionari@transilvaniainvestments.ro](mailto:actionari@transilvaniainvestments.ro)  
web: [www.transilvaniainvestments.ro](http://www.transilvaniainvestments.ro)

