



February 2022 Newsletter



Transilvania
Investments

News

Transilvania Investments is, from now on, our new identity under which we find ourselves, together - investors, team, partners! Following the authorization received, on February 18th, from the Financial Supervisory Authority, the name of the company is officially changed from Societatea de Investiții Financiare Transilvania S.A. to **Transilvania Investments Alliance S.A.**

Starting with March 14th, you find us on the Bucharest Stock Exchange under the symbol **TRANSI**. The first trading session under the new stock symbol officially marked also the **public launch of our new name and new visual identity**.



Transilvania
Investments

News



*“Our new name retains the sense of belonging to a geographical area – **Transilvania** - whose values we identify with, and from whose history we have adopted **the eagle** to symbolize our resilience and agility. Our new colors, by which you will recognize us, will from now on give us a **new energy** in all the investment and social projects we support, prioritizing the interests of investors in everything we do”,* said Executive President Radu Roșca at the event of March 14th held at the Bucharest Stock Exchange.



Transilvania
Investments

In Focus

- ✓ Increasing the notoriety of the new brand image that we have adopted - **Transilvania Investments** - and the communication of the values that support us in the desire to become a more competitive and more committed company;
- ✓ Improving Transilvania Investments' **corporate governance** and increasing the Company's operational efficiency;
- ✓ Finalizing the drafting of the financial statements for the financial year 2021, the Executive Board Report and the Supervisory Board Report regarding the activity carried out in the financial year 2021, preparation of the Draft Revenue and Expenditure Budget for 2022.



**Transilvania
Investments**

Key Indicators

	February 2022 (RON)	February 2022 (EUR)
Market capitalization	681,169,796	137,665,682
Total Assets	1,578,469,450	319,011,611
Net Asset Value	1,387,199,647	280,355,628
NAV per share*	0.6446	0.1303
Price / share	0.3150	0.0637
Discount	51%	

Average share price** (RON)	0.3377
Max.** (RON)	0.3500
Min.** (RON)	0.3120
Standard deviation** (RON)	0.0100
Share price as at 28.02.2022 (RON)	0.3150
Total number of issued shares	2,162,443,797

**January – February 2022, closing prices, REGS market

* The number of shares considered in the NAVPS calculation (2,152,000,000) resulted by deducting from the total number of issued shares, the shares acquired by the Company under the Tender Offer (according to the applicable regulations).

The **VaR indicator** (20 days, 1 year historical method, 99% confidence level) as at 28.02.2022 for the portfolio of shares listed on a regulated market is **13.54%**, complying with the internally-set limit corresponding to a medium risk appetite (max. 25%).



**Transilvania
Investments**

Top 5 portfolio companies on the regulated market as of 28.02.2022

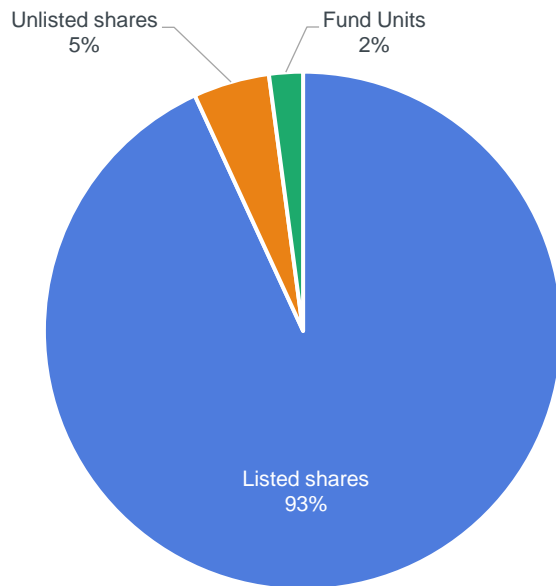
No.	Company	% of NAV
1	BRD – Groupe Société Générale, Bucharest	24.5%
2	Banca Transilvania, Cluj-Napoca	18.0%
3	Turism Felix, Băile Felix	7.2%
4	OMV Petrom, Bucharest	6.7%
5	Turism, Hoteluri, Restaurante Marea Neagră, Mangalia	6.0%
	Total	62.4%



Transilvania
Investments

Financial instruments

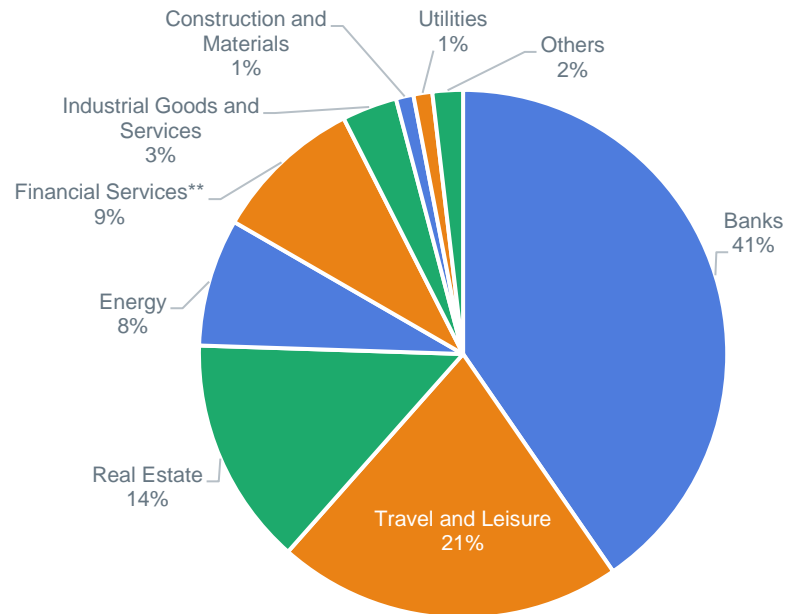
at 28.02.2022



The percentages in the graphs represent the weight of the respective category in the value of the portfolio of financial instruments

Breakdown by supersectors*

at 28.02.2022



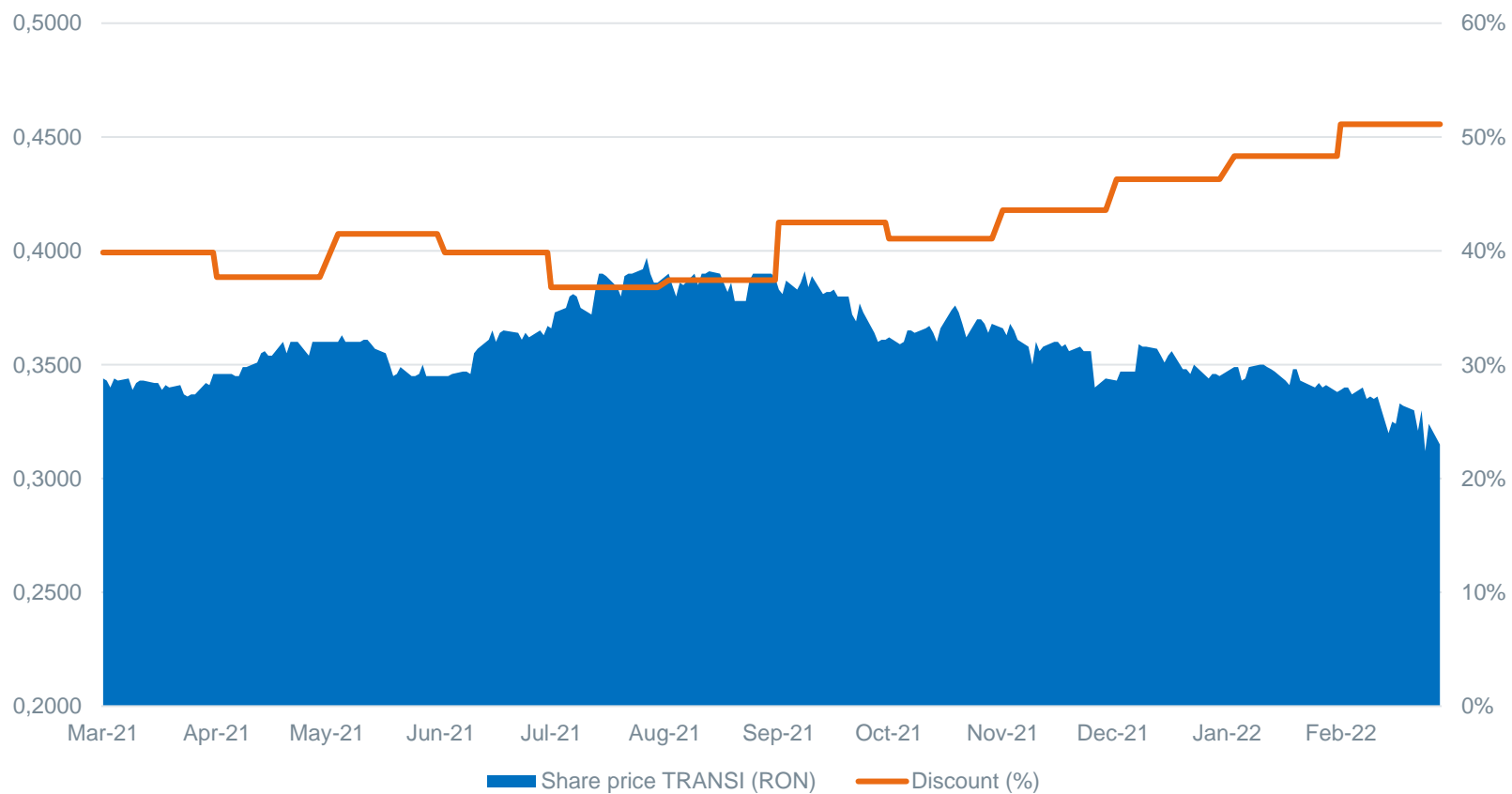
*Classification according to Industry Classification Benchmark (ICB) system developed by FTSE Russell / ** Including unit funds



Transilvania Investments

Disclaimer: Transilvania Investments Strategy and Investment Policy Statement complies with the prudential principles provided for by Law no. 243/2019 on the regulation of alternative investment funds. The above information regarding the portfolio is calculated based on NAV (Net Asset Value). The price of shares and the income generated by the investment in shares may fluctuate and there is the possibility of not recovering the invested amount. Company's past performance is no guarantee of future performance Transilvania Investments provides quarterly, half yearly and annual reports, and publishes them on its website at [www.transilvaniainvestments.ro/Investor Relations](http://www.transilvaniainvestments.ro/Investor%20Relations) section. This material is a brief summary destined to existing shareholders and will not form the basis for making investment decisions.

TRANSI Shares – price and discount



Transilvania
Investments

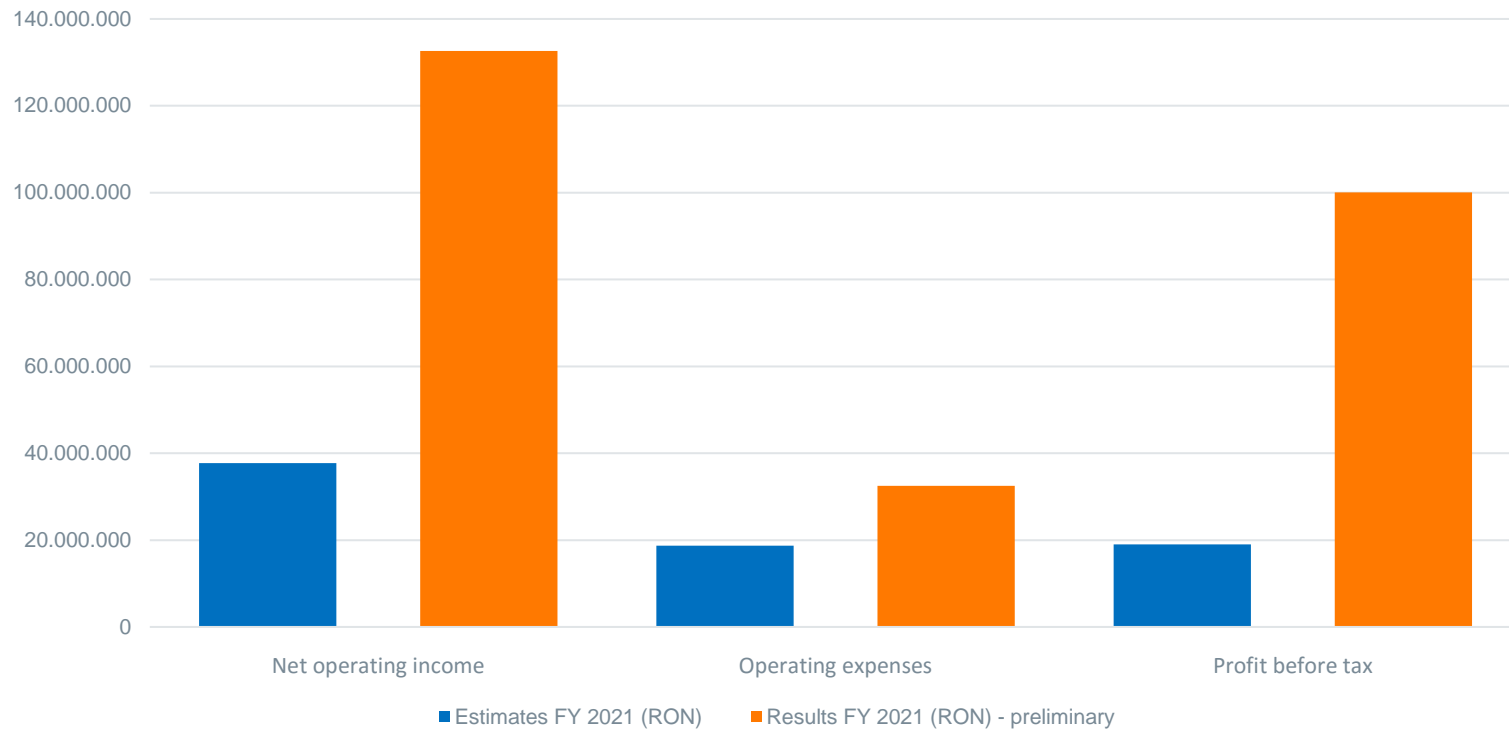
Execution of the Revenue and Expenditure Budget for FY 2021 - preliminary

Indicator	Estimates FY 2021 (RON)	Results FY 2021 (RON) - preliminary
Net operating income	37,700,000	132,566,619
Operating expenses	18,700,000	32,511,793
Profit before tax	19,000,000	100,054,826
Net profit as at 31.12.2021	-	99,812,598



Transilvania
Investments

Execution of the Revenue and Expenditure Budget for FY 2021 - preliminary



Transilvania
Investments

About the company

Transilvania Investments is an Alternative Investment Fund Manager (A.I.F.M.) and a Retail Investor Alternative Investment Fund (R.I.A.I.F.), of closed-end type, diversified, set up as an investment company, self-managed, authorized by the F.S.A.

The Fund Rules, the Simplified Prospectus and the Key Investor Information Document are available on the website www.transilvaniainvestments.ro, section *Corporate Governance*.

The company manages an **investment portfolio** which has a main exposure on the Romanian capital market, mainly on listed shares of companies from **Banks, Travel and leisure, Real-estate and Energy** sectors. The Company also invests in units issued by UCITS, units/shares of alternative investment funds, in non-listed securities and money market instruments.

Transilvania Investments is managed in a two-tier management system by an Executive Board which carries out its activity under the control of the Supervisory Board.

The shares issued by the Company are traded on the Bucharest Stock Exchange (B.S.E. symbol: **TRANSI**; ISIN: ROSIFCACNOR8; Bloomberg: SIF3 RO; Reuters: SIF3.BX), Main segment, Premium category and they are included in BET-FI, BET-XT, BET-XT-TR and BET-BK indices.

TRANSI shares are held by resident individuals (49.54%), non-resident individuals (0.60%), resident legal entities (47.85%) and non-resident legal entities (2.01%).



**Transilvania
Investments**



CONTACT

Transilvania Investments Alliance S.A.
Nicolae Iorga Street no. 2, 500057, Braşov, România

Phone: +4 0268 415529; +4 0268 401141; +4 0268 411181

Email: investitori@transilvaniainvestments.ro; actionari@transilvaniainvestments.ro

web: www.transilvaniainvestments.ro